

# **Public Opinion: U.S. Engagement with the World and the U.S. Election**

**Bruce Stokes**

**German Marshall Fund**

**October 1, 2024**

# **How Americans See Engagement With the World**

# Americans Are Less and Less Satisfied with the U.S. Position in the World

On the whole, would you say that you are satisfied or dissatisfied with the position of the United States in the world today?

— % Satisfied

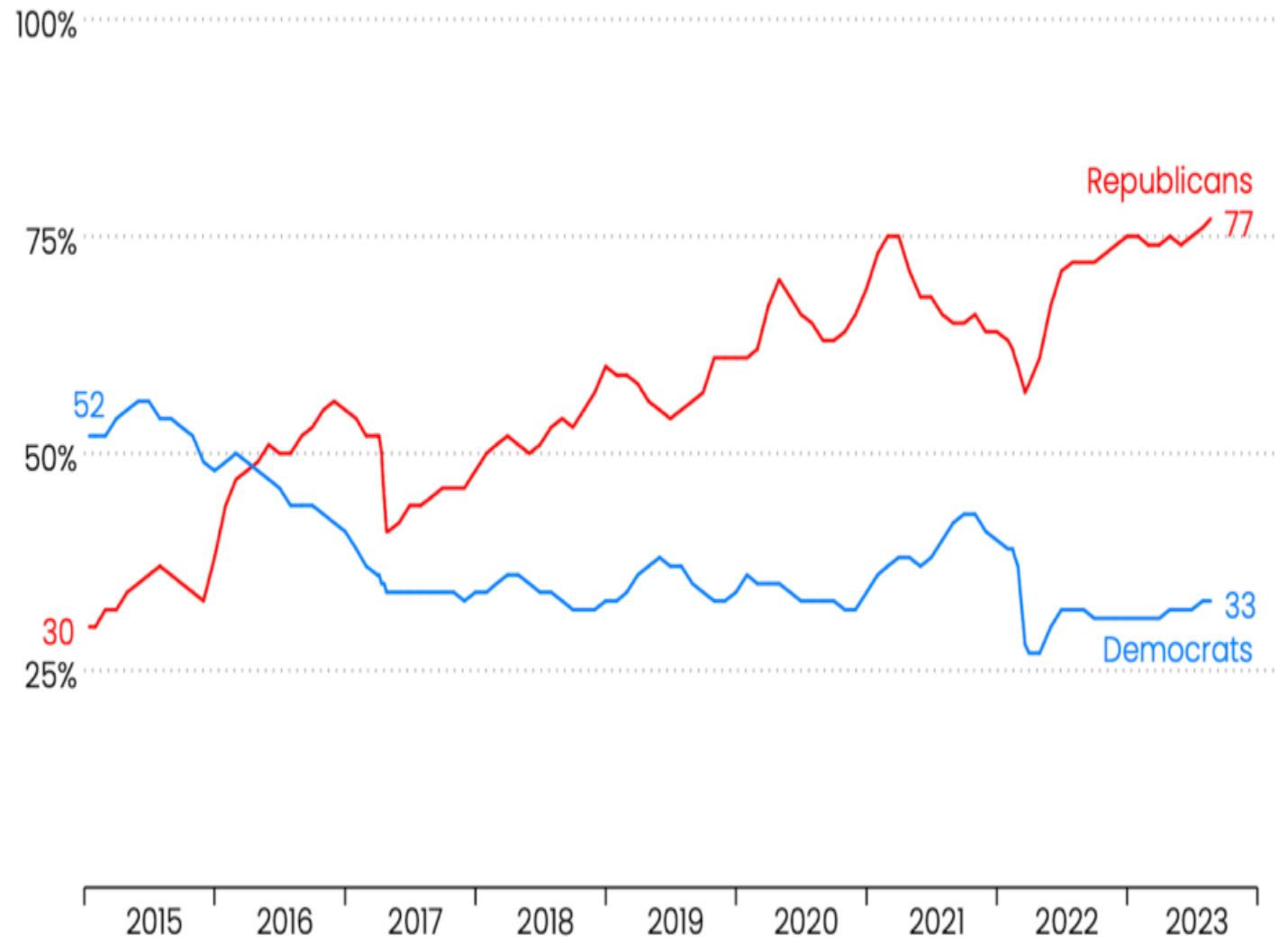


GALLUP

# Starting With President Trump, Isolationism Among Republicans Has Grown

## Republicans are becoming increasingly isolationist

Percent saying the U.S. should be less involved in solving problems overseas

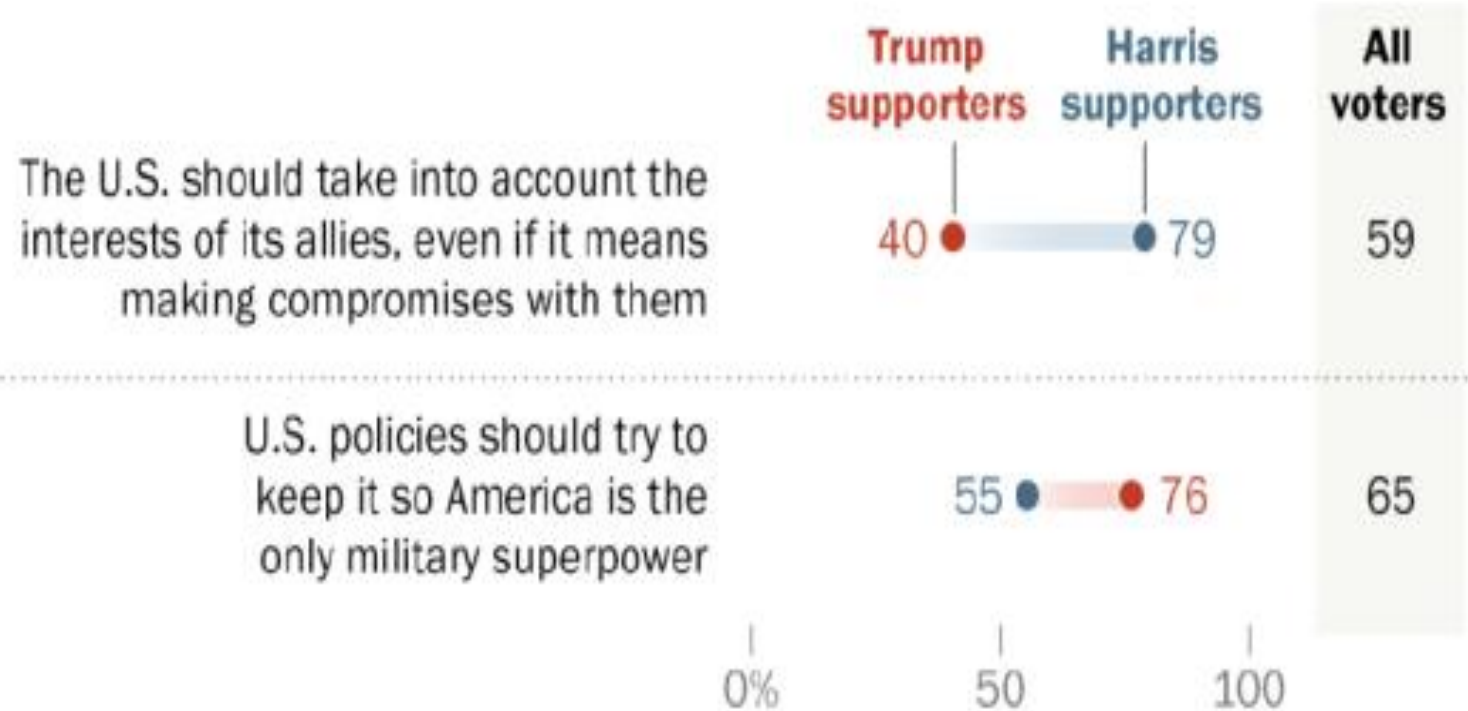


SOURCE: Civiqs tracking polls (accessed August 23, 2023)

Eight-in-ten  
Harris  
Supporters Back  
Comprise With  
Allies, Only  
Four-in-ten  
Trump  
Supporters  
Agree

## Harris and Trump supporters on the importance of working with U.S. allies, America's superpower role

*% of registered voters who say ...*



Note: Based on registered voters.

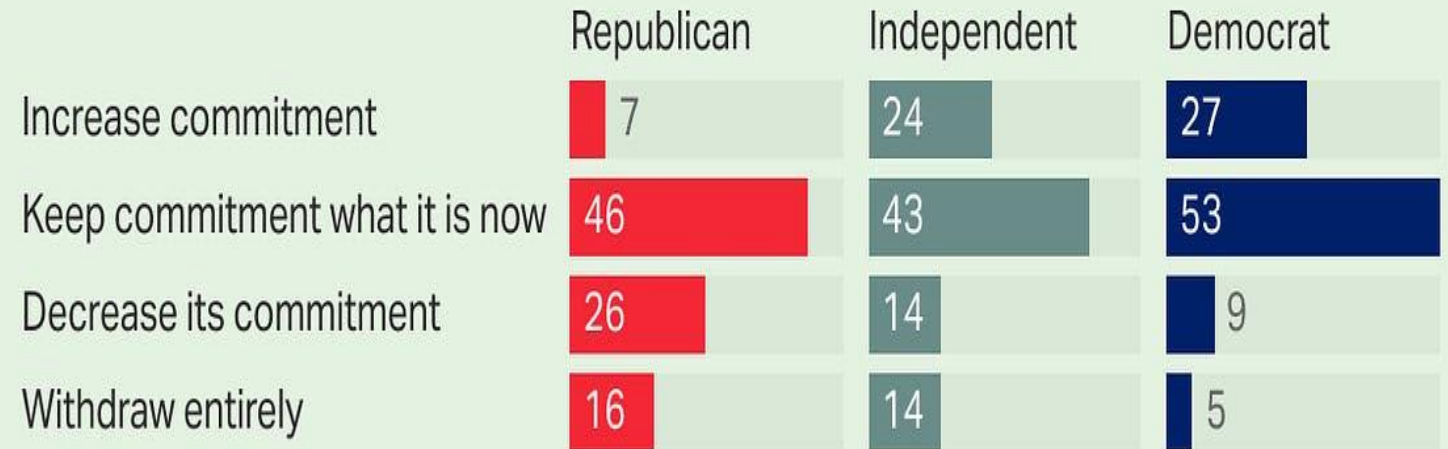
Source: Surveys of U.S. adults conducted April 8-14 and Aug. 5-11, 2024.

PEW RESEARCH CENTER

# Three Times as Many Republicans as Democrats Back Decreasing or Ending U.S. NATO Commitments

## Partisan Perspectives on U.S. NATO Commitment

7% of Republicans, 24% of independents and 27% of Democrats support increasing NATO commitment



Do you feel the U.S. should increase its commitment to NATO, keep its commitment what it is now, decrease its commitment but still remain in NATO, or withdraw from NATO entirely?

GALLUP®

American  
Views of  
Russia Are  
More  
Unfavorable  
Than at Any  
Time Since the  
Collapse of the  
Soviet Union

Is your overall opinion of Russia very favorable, mostly favorable, mostly unfavorable or very unfavorable?

— Total % favorable — Total % unfavorable



1989-1992 wording: The Soviet Union

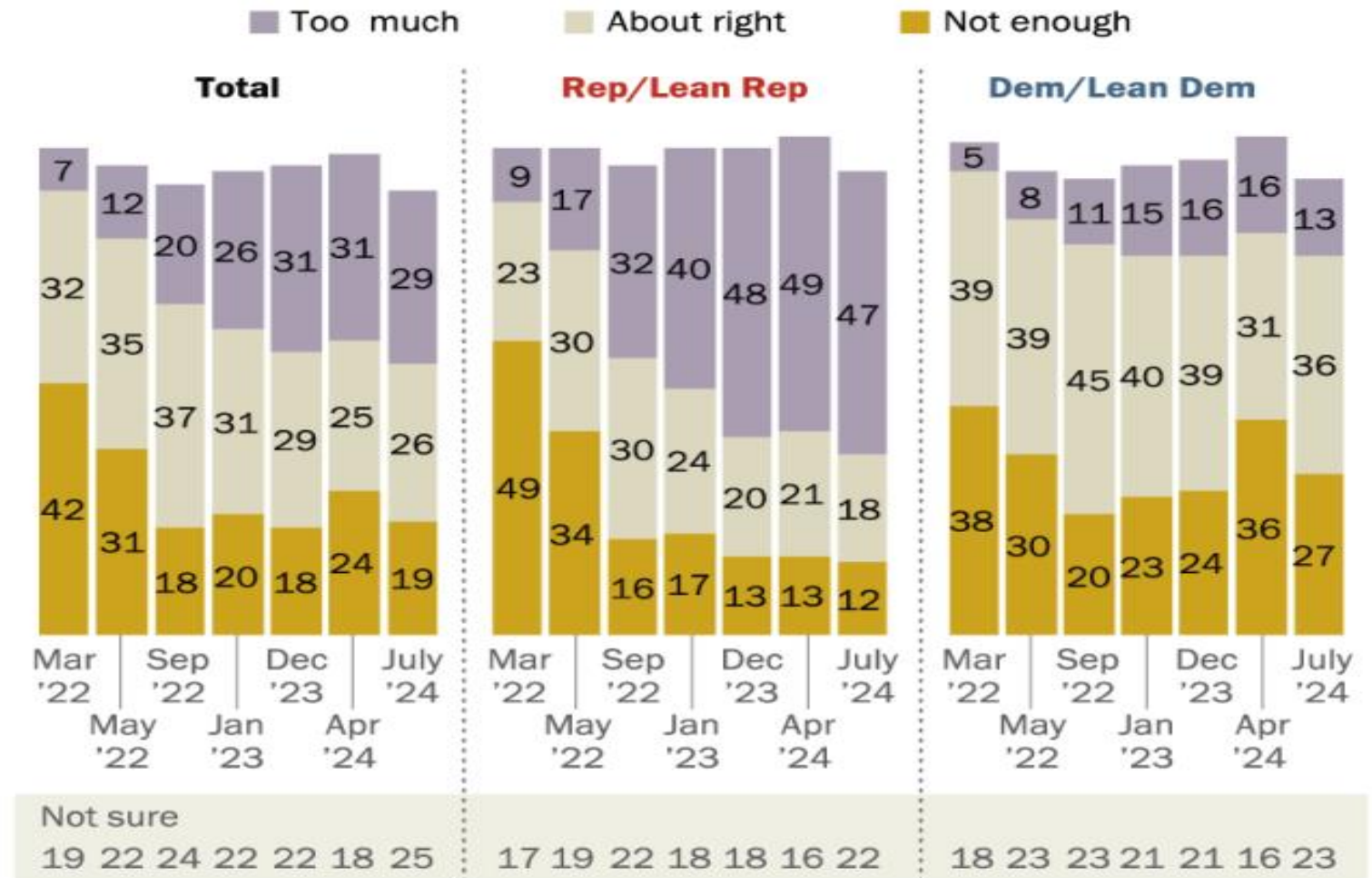
GALLUP



Yet, With Another  
Ukraine Aid Bill  
Needed From  
Congress Next  
Year, Nearly Half  
of Republican  
Voters Say the  
U.S. is Already  
Giving Too Much

## Republicans and Democrats remain divided over U.S. aid to Ukraine

*% who say that when it comes to Russia's invasion of Ukraine, the U.S. is providing \_\_\_\_ support to Ukraine*



Note: No answer responses not shown.

Source: Survey of U.S. adults conducted July 1-7, 2024.

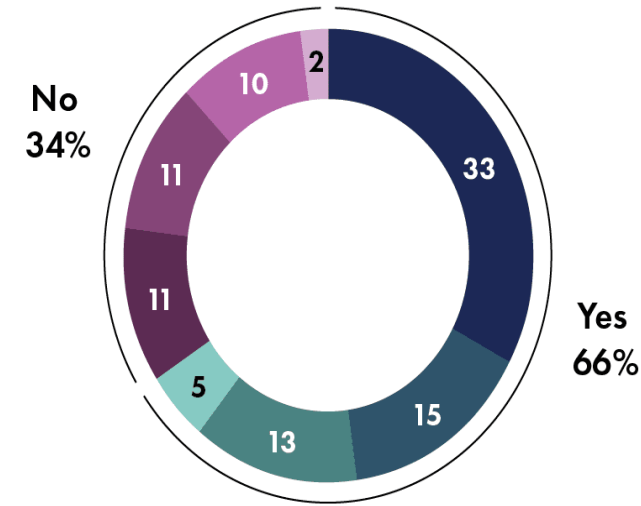
PEW RESEARCH CENTER



# By Two-to-One Voters Believe That the U.S. Should Push for a Negotiated Settlement in Ukraine

Should the NATO member countries, including the US, push for a negotiated settlement for the war in Ukraine?

Pick the response option that best matches your opinion.



- No, Russia must be further weakened militarily before Ukraine can get as much leverage as it can in a negotiation.
- No, this is Ukraine's fight so the West should not seek to influence how it seeks to win or end the war.
- No, Ukraine should never negotiate with Russia, and focus instead on a complete military victory.
- No, Russia's claims to Ukrainian territory are legitimate and it must not concede its gains.

- Yes, the war has killed or injured hundreds of thousands of people, and it needs to stop.
- Yes, the West can't afford to keep supporting this war indefinitely, so Ukraine should keep what it can now.
- Yes, while Ukraine still has leverage, the West should urge it to settle for an imperfect victory.
- Yes, the West does not have the industrial capacity to protect itself while also supplying the Ukrainian war effort.

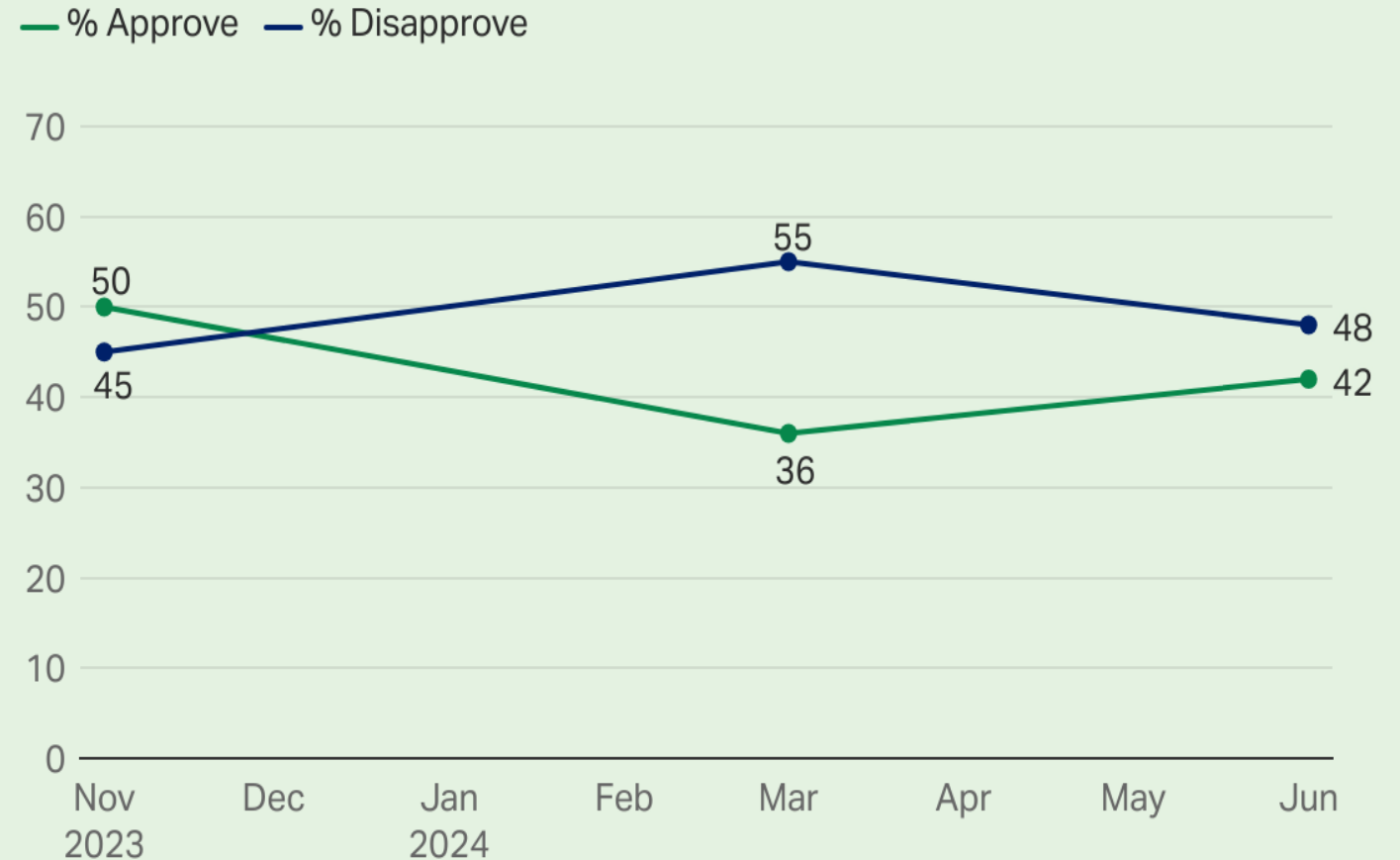
Numbers shown as percentages

Source: Institute for Global Affairs

# Disapproval of Israeli Military Action in Gaza Has Ebbed Somewhat

## Americans' Opinions of Israeli Military Action, 2023-2024

Do you approve or disapprove of the military action Israel has taken in Gaza?

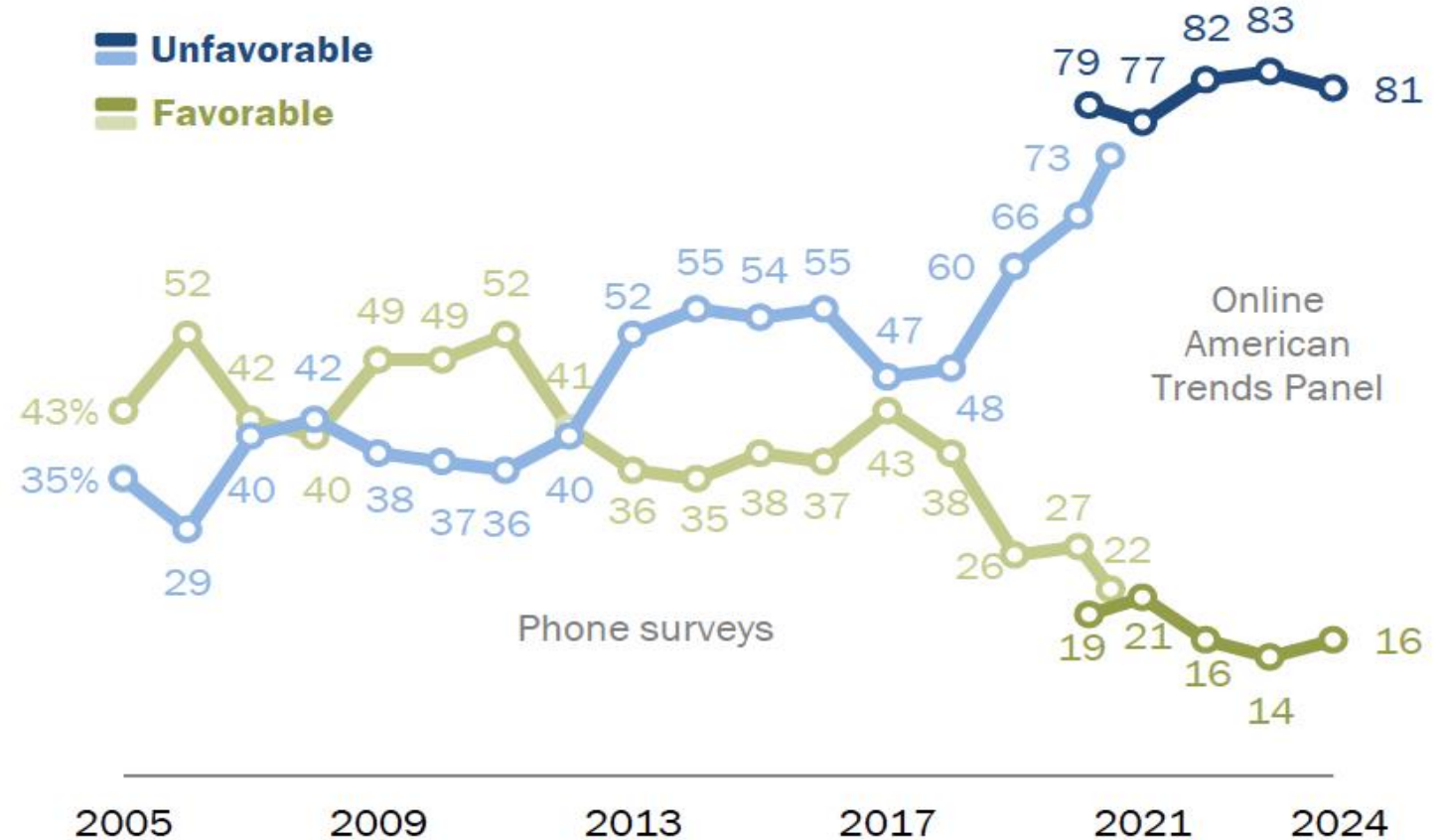


Those with no opinion are not shown.

Americans' Negative Views of China Have Never Been Worse, They Are Now More Negative Than After Tiananmen

## Most Americans hold an unfavorable view of China

% who have a(n) \_\_\_ opinion of China



Note: Those who did not answer are not shown.

Source: Survey of U.S. adults conducted April 1-7, 2024. Q4b.

"Americans Remain Critical of China"

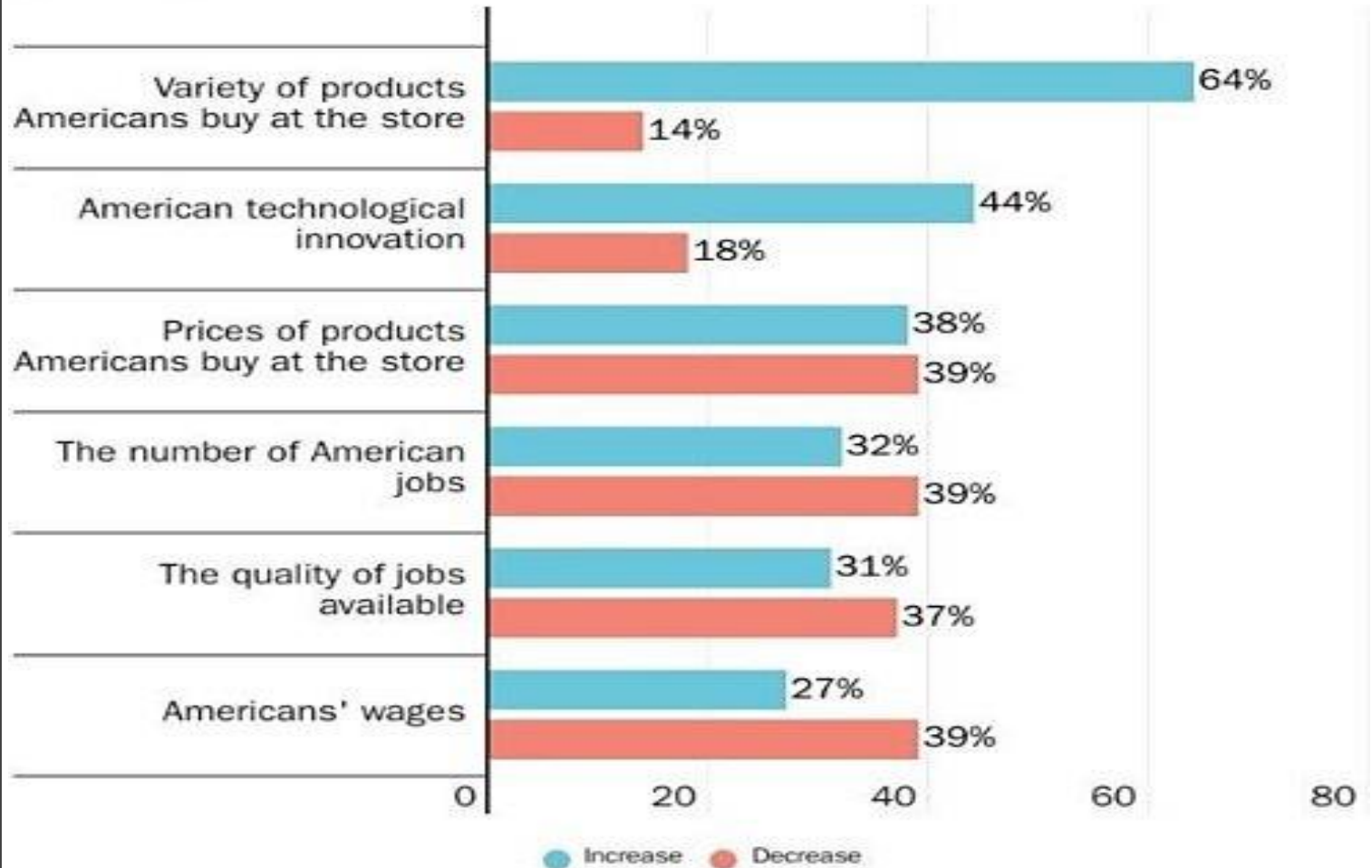
PEW RESEARCH CENTER

Americans Believe  
Trade Has  
Boosted  
Consumer Choice  
and Innovation,  
But That It Has  
Also Destroyed  
Jobs and Lowered  
Wages

Figure 2

## Most Say Global Trade Has Increased the Variety of Products Americans Can Buy

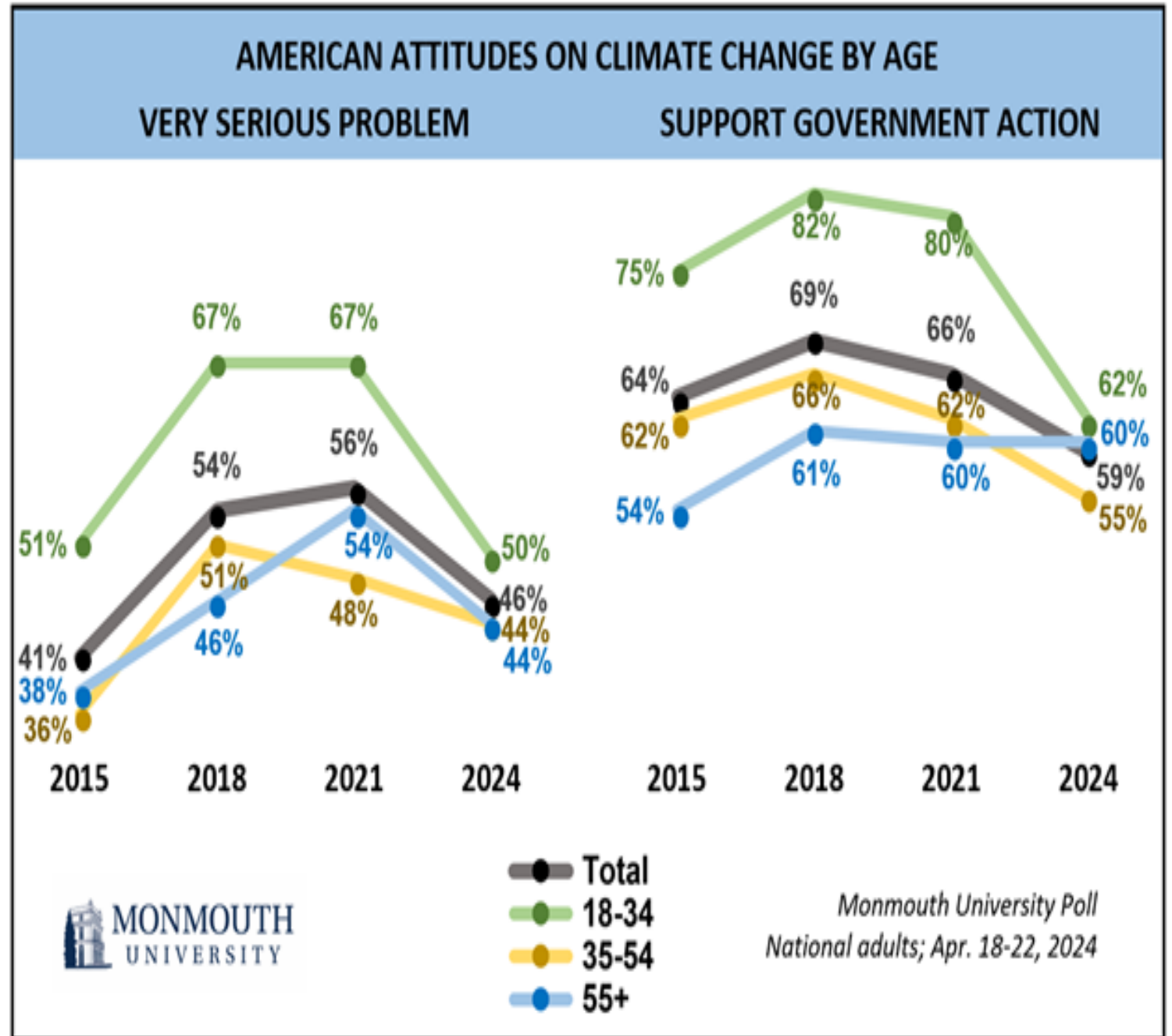
*Do you think free trade agreements with other countries generally increase or decrease...*



Source: Cato Institute 2024 Globalization and Trade National Survey

Note: Share saying "no difference" not shown

Concern About  
Climate Change  
and Support for  
the Government  
Doing  
Something  
About It Has  
Waned  
Significantly

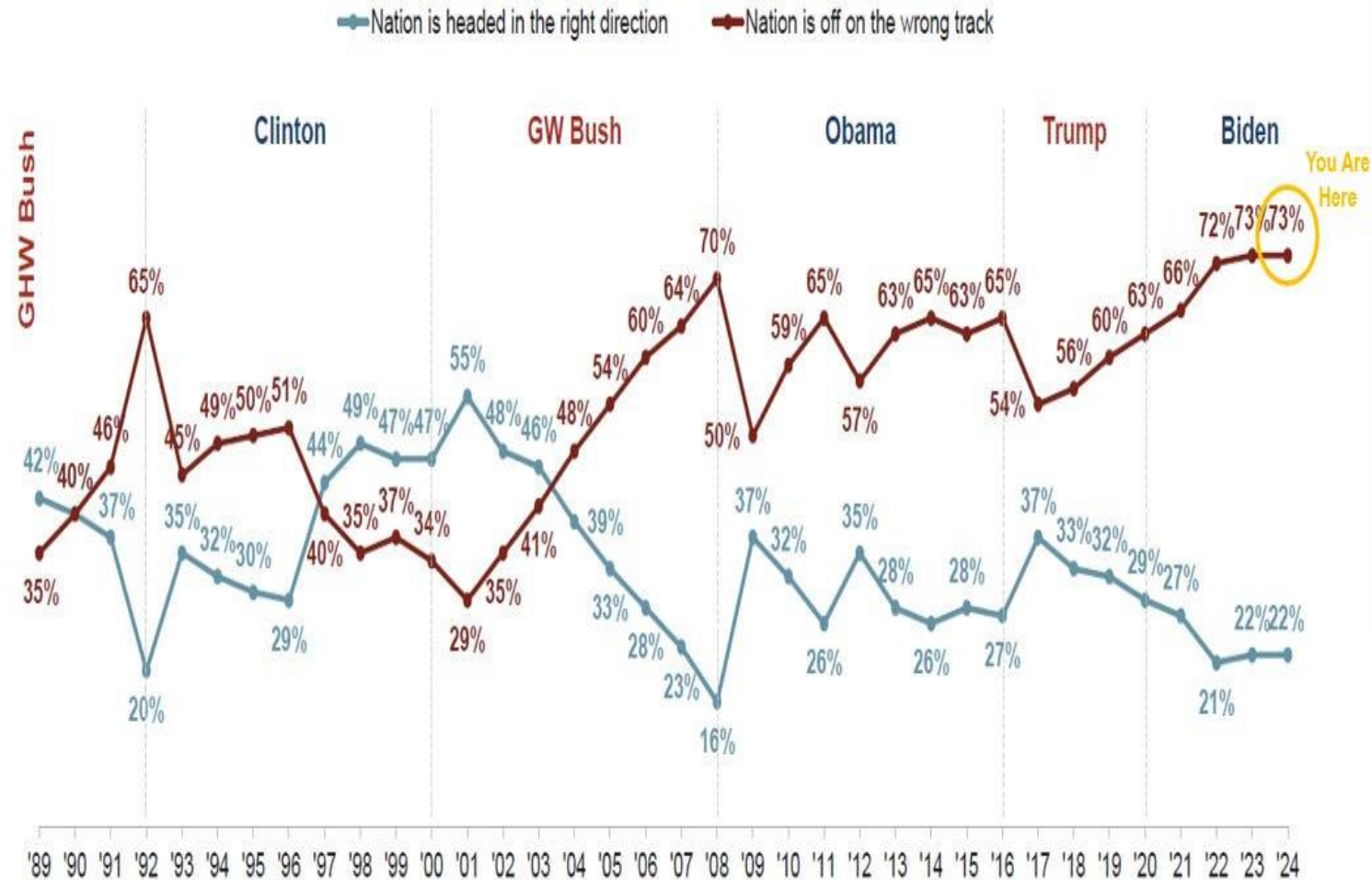


# **The 2024 Election**



A Record High Percentage of People Think the Nation is on the Wrong Track, But They Have Felt This Way for 28 of the Last 36 Years

## PERCEIVED DISORDER IS DRIVING DISCONTENT IN 2024

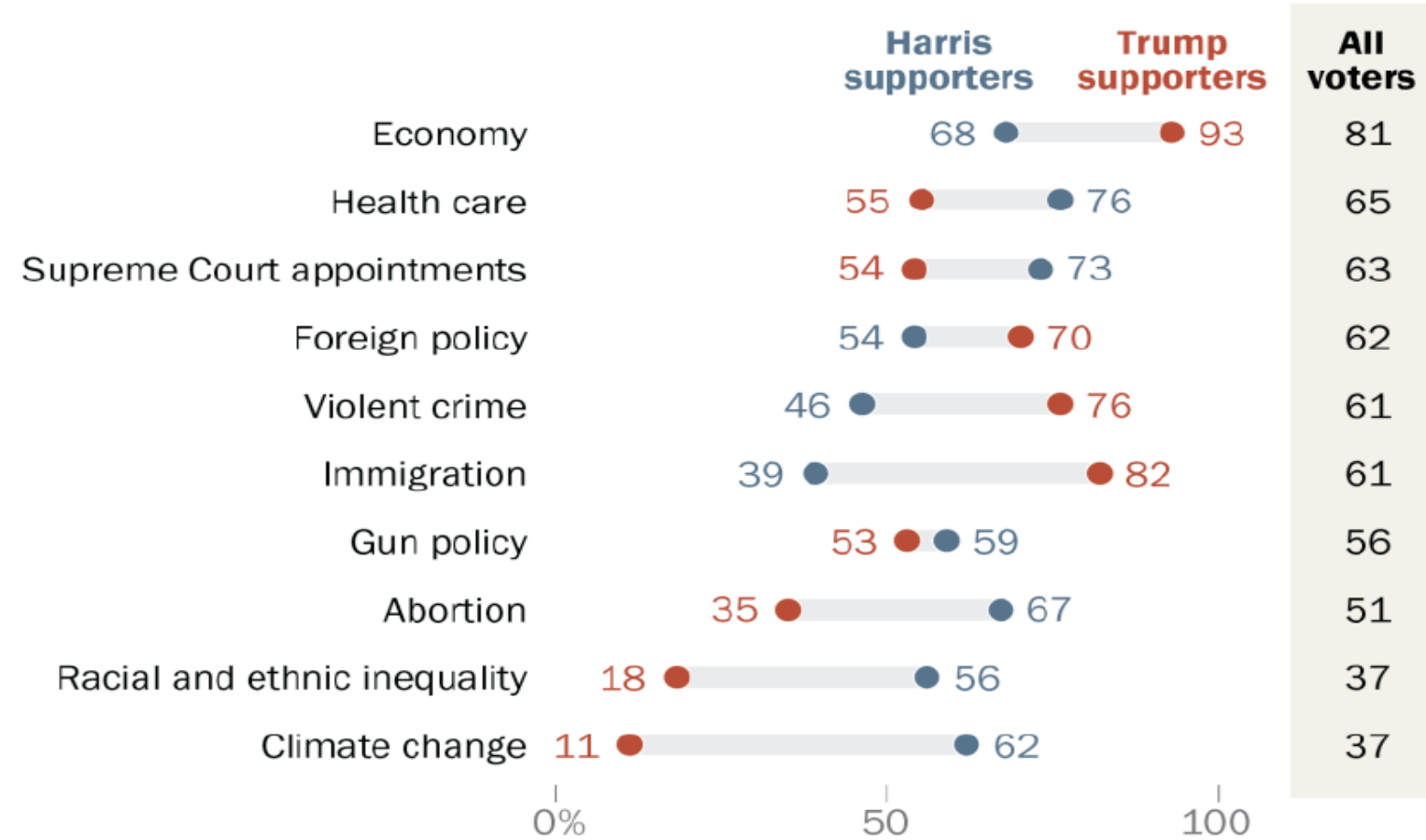




Polarization  
Over Priorities is  
Stark: 51 Points  
on Climate, 43  
Points on  
Immigration, 32  
Points on  
Abortion

## The economy is the top issue for voters in the 2024 election

*% of registered voters who say each is **very important** to their vote in the 2024 presidential election*



Note: Based on registered voters.

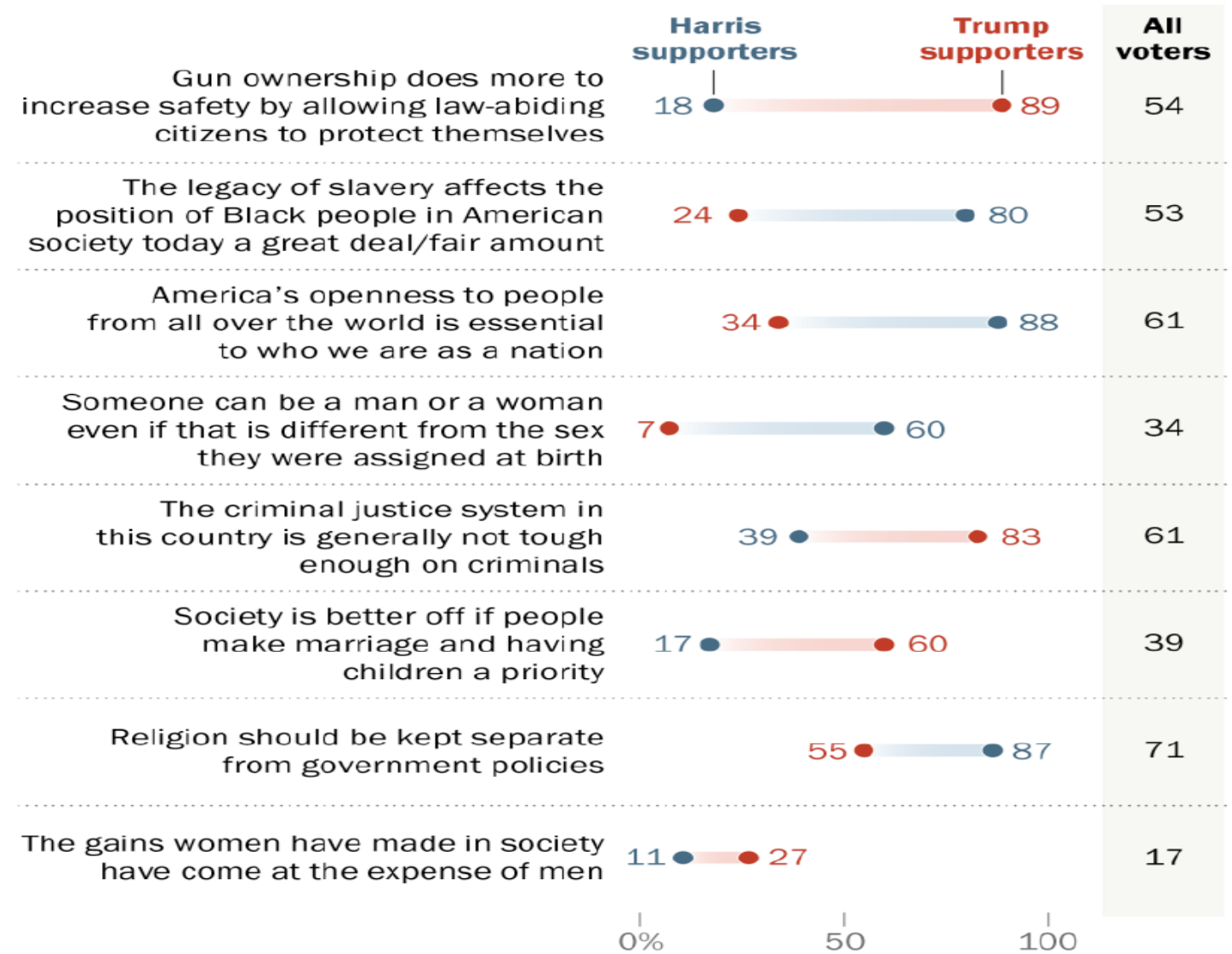
Source: Survey of U.S. adults conducted Aug. 26-Sept. 2, 2024.

PEW RESEARCH CENTER

Cultural  
Polarization Also  
Could Not Be  
Starker: 71 Points  
on Guns, 56  
Points on the  
Legacy of Slavery,  
53 Points on  
Sexual Identity

## How Harris, Trump supporters view key cultural issues

% of registered voters who say ...



Note: Based on registered voters.

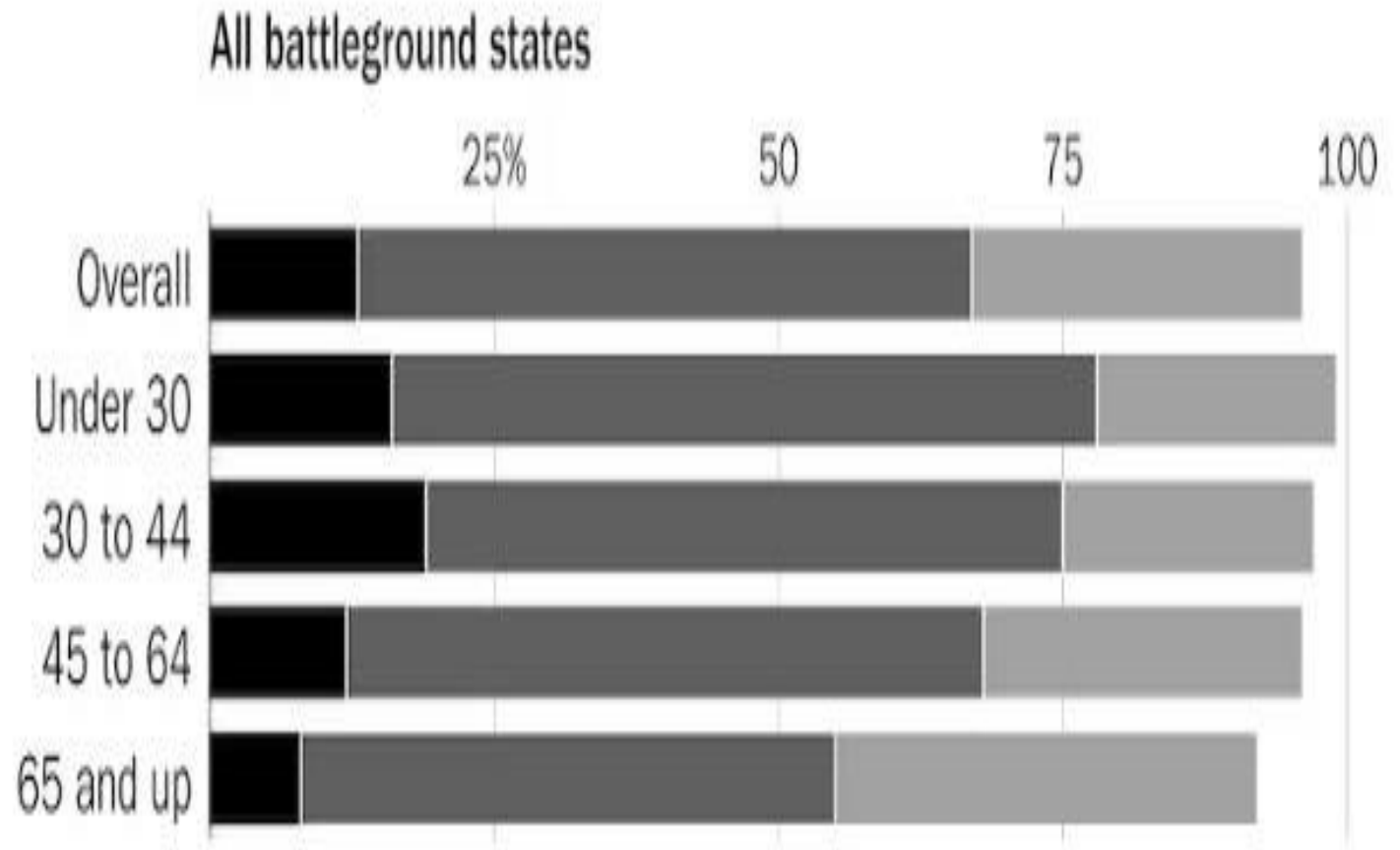
Source: Surveys of U.S. adults conducted April 8-14 and Aug. 5-11, 2024.

PEW RESEARCH CENTER

Two-Thirds of Americans Say The U.S. Political and Economic System Needs Major Change or To Be Torn Down

When it comes to the political and economic system...

● Tear it down completely   ● Needs major changes   ● Needs minor changes



Source: Times-Inquirer-Siena College, May 2024

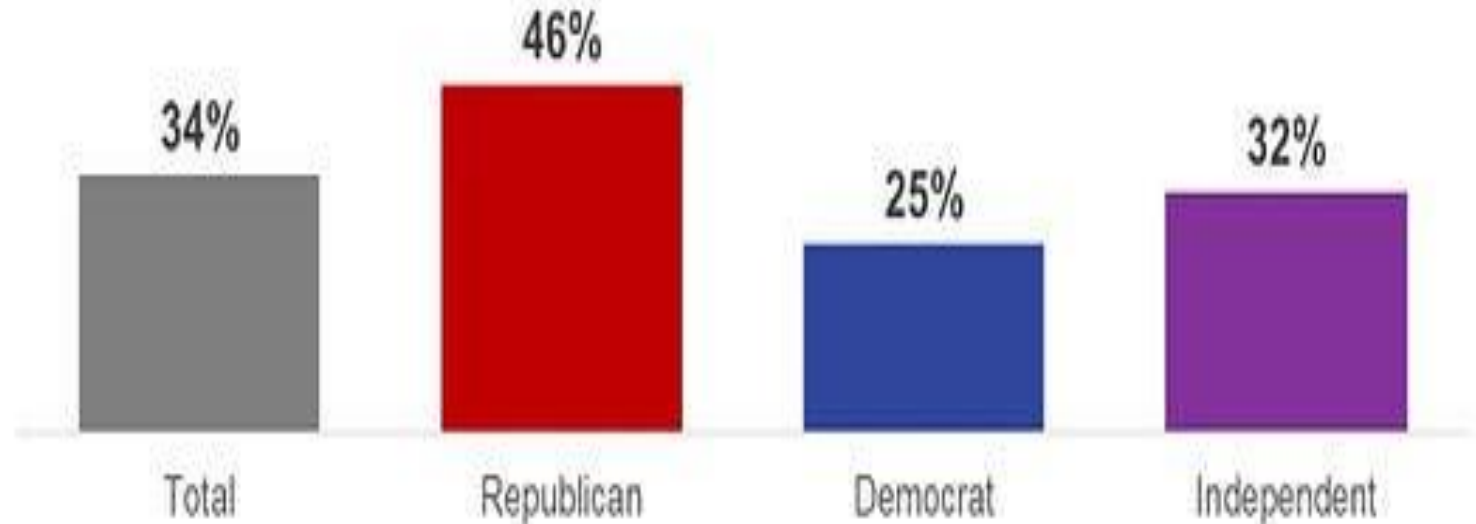
THE WASHINGTON POST

And Nearly Half  
of Republicans  
and a Quarter of  
Democrats Want  
a Strong Leader  
Not Impeded by  
the Courts and  
Congress

## Republicans are more receptive to a leader with fewer limitations

The country is in a crisis and needs a strong president who should be allowed to rule without too much interference from courts and Congress

% Agree



# What Does That Mean in Practice? Support for More Governing by Executive Order, Investigations of Political Opponents, Firing of Government Workers

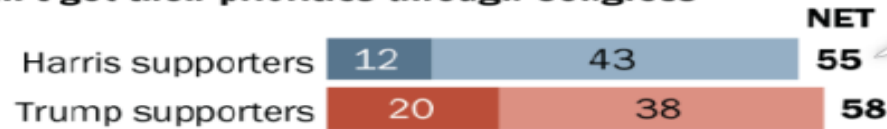
## Harris, Trump supporters differ widely on acceptability of several presidential actions if their candidate wins

% of each candidate's supporters who say it would \_\_\_\_ be acceptable *for their candidate* to do each of the following if they were elected president

Definitely

Probably


**Use executive orders to make policies when they can't get their priorities through Congress**



**55% of Harris supporters** say it would be acceptable for Harris to do this if she were elected.

**58% of Trump supporters** say it would be acceptable for Trump to do this if he were elected.

**Order federal law enforcement officials to investigate political opponents of the other party**



**Fire any federal government workers at any level who are not personally loyal to them**



**Pardon friends, family or political supporters who have been convicted of a crime**



Note: Based on registered voters.

Source: Survey of U.S. adults conducted Aug. 26-Sept. 2, 2024.

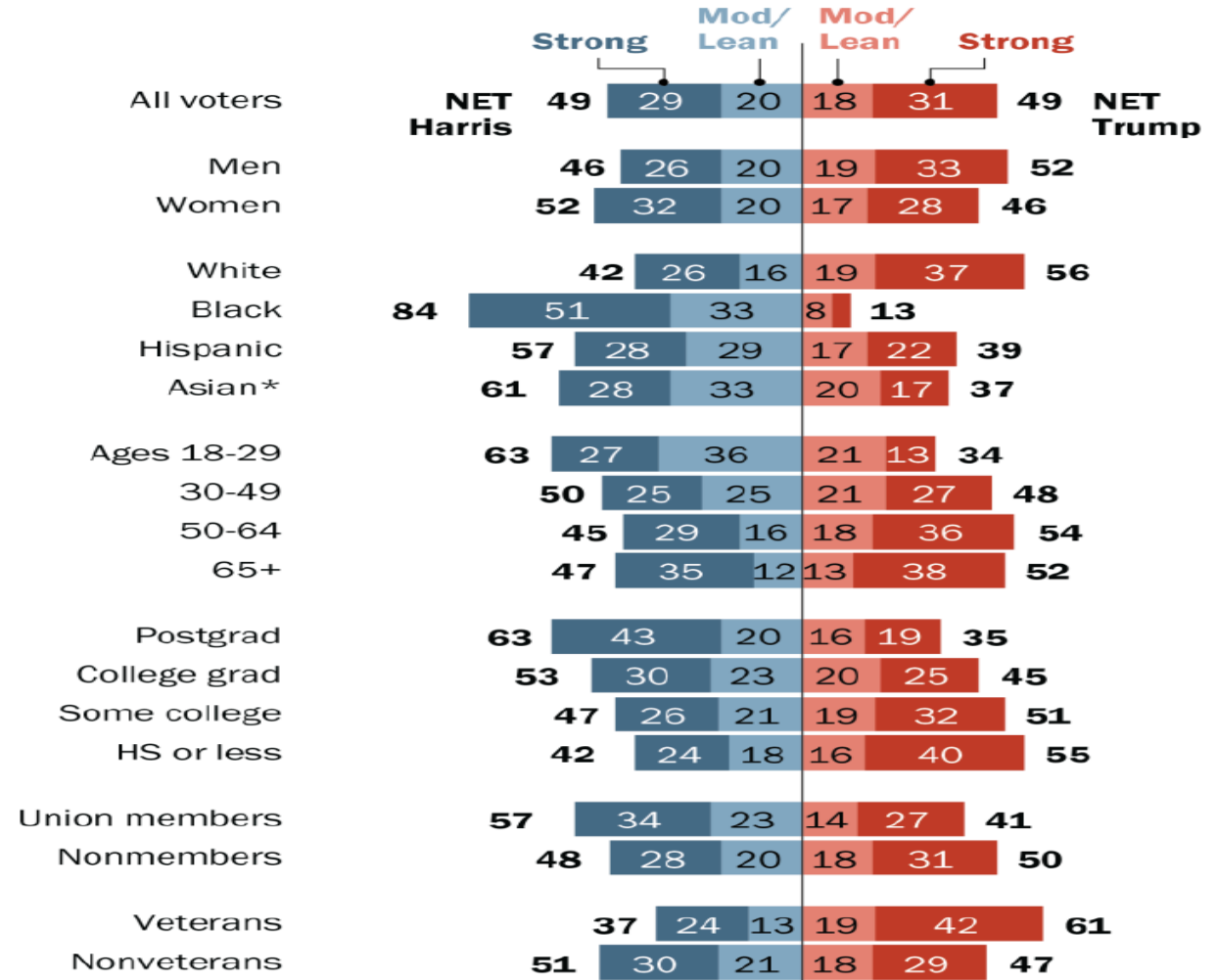
PEW RESEARCH CENTER

# **The Horse Race**

Trump's Support  
is Strongest  
Among White  
Men With No  
More Than a High  
School Education,  
Harris' Among  
Blacks, the Highly  
Educated and  
Young People

## In a closely divided race, wide differences in vote preferences by race and ethnicity, age, education

% of registered voters who say that if the 2024 presidential election were held today, they would vote for ...



\* Estimates for Asian voters are representative of English speakers only.

Note: Based on registered voters. White, Black, and Asian voters include those who report being only one race and are not Hispanic. Hispanic voters are of any race. No answer responses are not shown.

Source: Survey of U.S. adults conducted Aug. 26-Sept. 2, 2024.

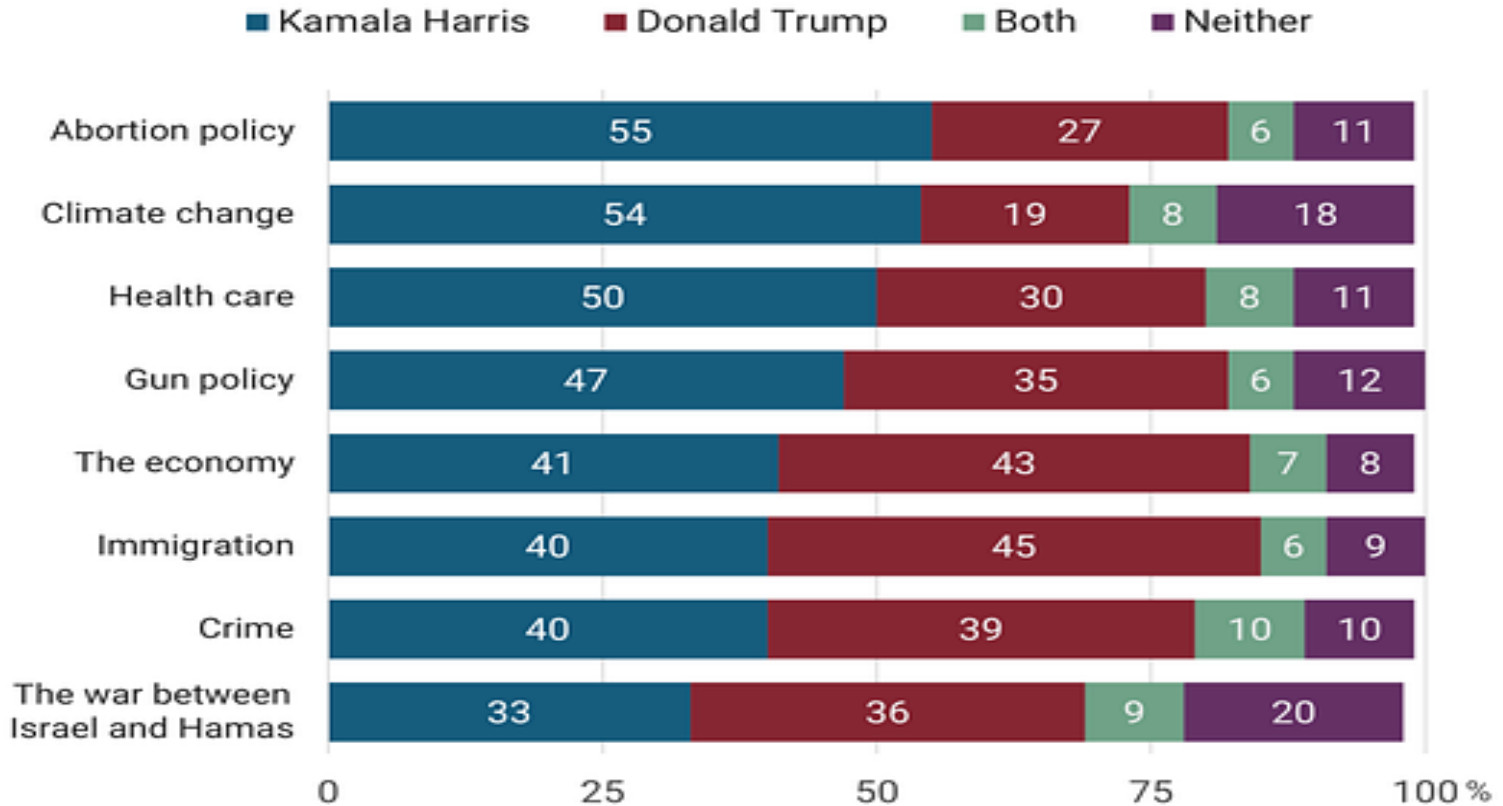
PEW RESEARCH CENTER



Voters Trust Harris on Abortion and Climate Change, Trump by Less of a Margin on Immigration. Note They Are Divided on Who to Trust on the Economy and Crime

## Voters trust Trump and Harris equally on the economy, crime, immigration, and the war in Gaza

Percent of registered voters

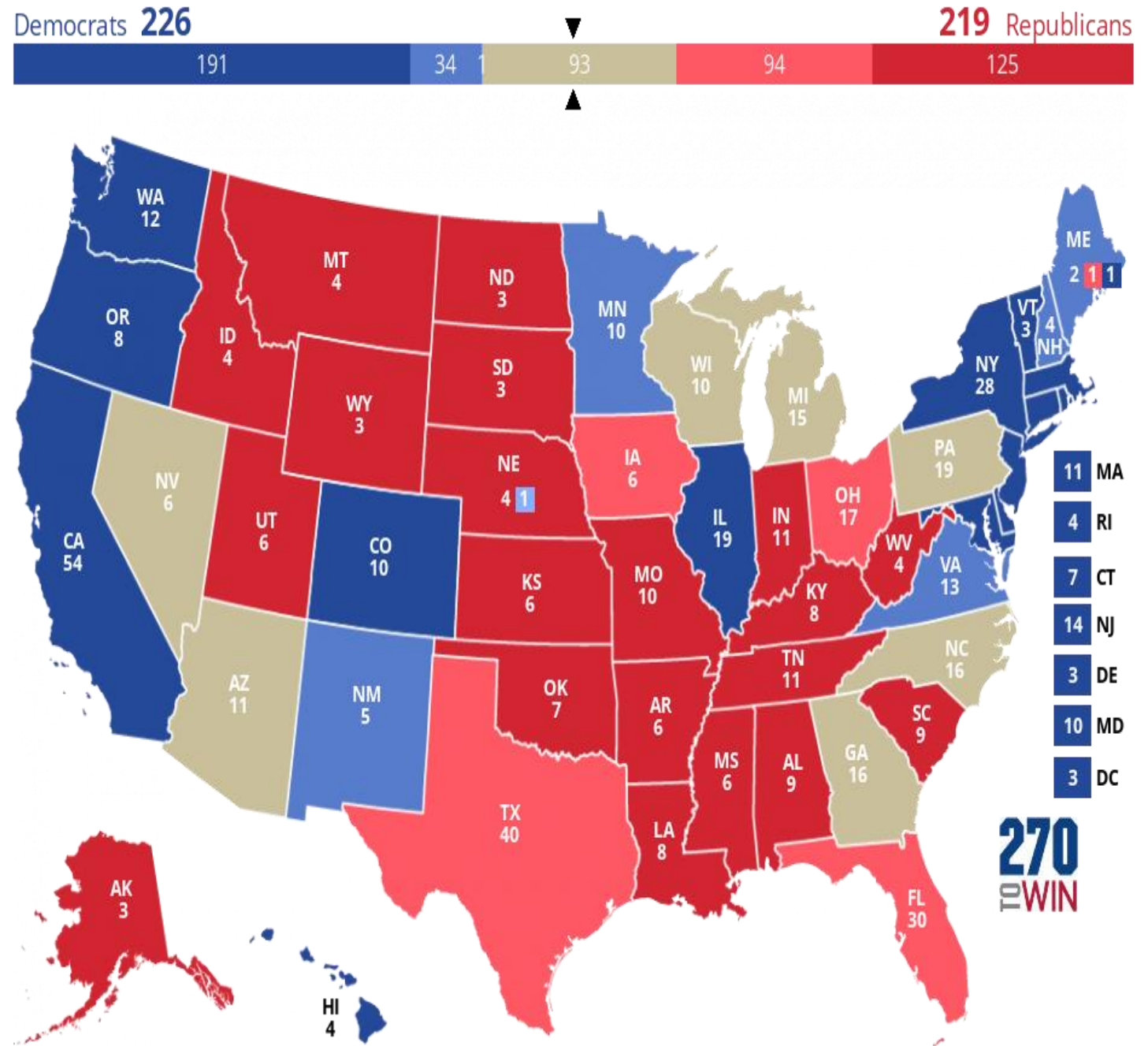


**Questions:** Regardless of who you support, which candidate do you trust to do a better job of handling:

**Source:** AP-NORC poll conducted September 12-16, 2024 with 2,028 adults nationwide, including 1,771 who say they are registered to vote.



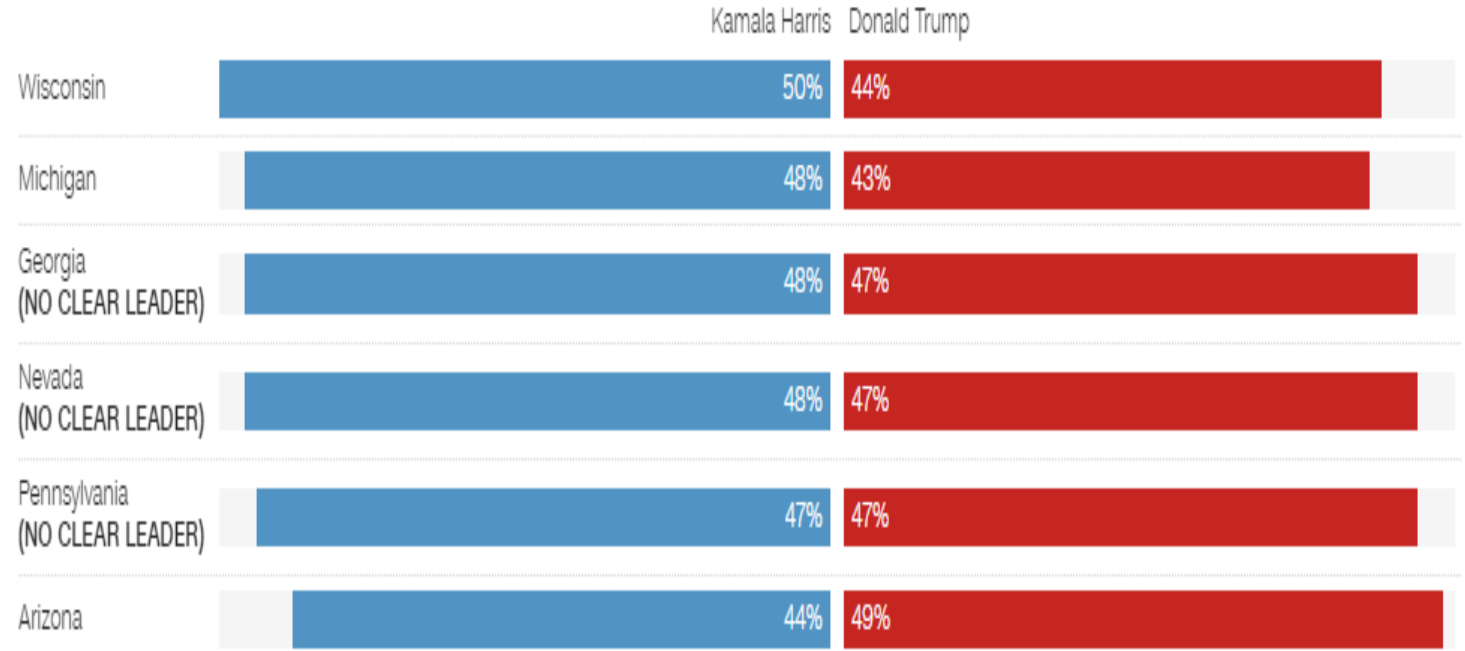
The Election Will  
Be Determined  
by These Seven  
Swing States



In These  
Battleground  
States That Will  
Determine the  
Electoral College  
Outcome, Harris  
Leads in Two,  
Trump in One,  
and Three Are  
Tied

## New polling shows a close race in several key swing states

In a set of CNN polls conducted by SSRS, likely voters say they're currently supporting:



Methodology: The CNN polls were conducted by SSRS from August 23-29 using representative samples of registered voters in Arizona (n=682), Georgia (n=617), Michigan (n=708), Nevada (n=626), Pennsylvania (n=789) and Wisconsin (n=976). Results for likely voters include all registered voters interviewed for the poll weighted by their predicted probability of voting in the 2024 general election.

Results among the full sample in each state have a margin of sampling error of up to  $\pm 4.9$  percentage points.

Source: CNN/SSRS polling

Graphic: Ariel Edwards-Levy, CNN

# And In These Swing States, Voters Think Trump Will Better Advance U.S. Interests And End the Wars in Gaza and Ukraine, Harris Will Send U.S. Troops Into Unnecessary Wars

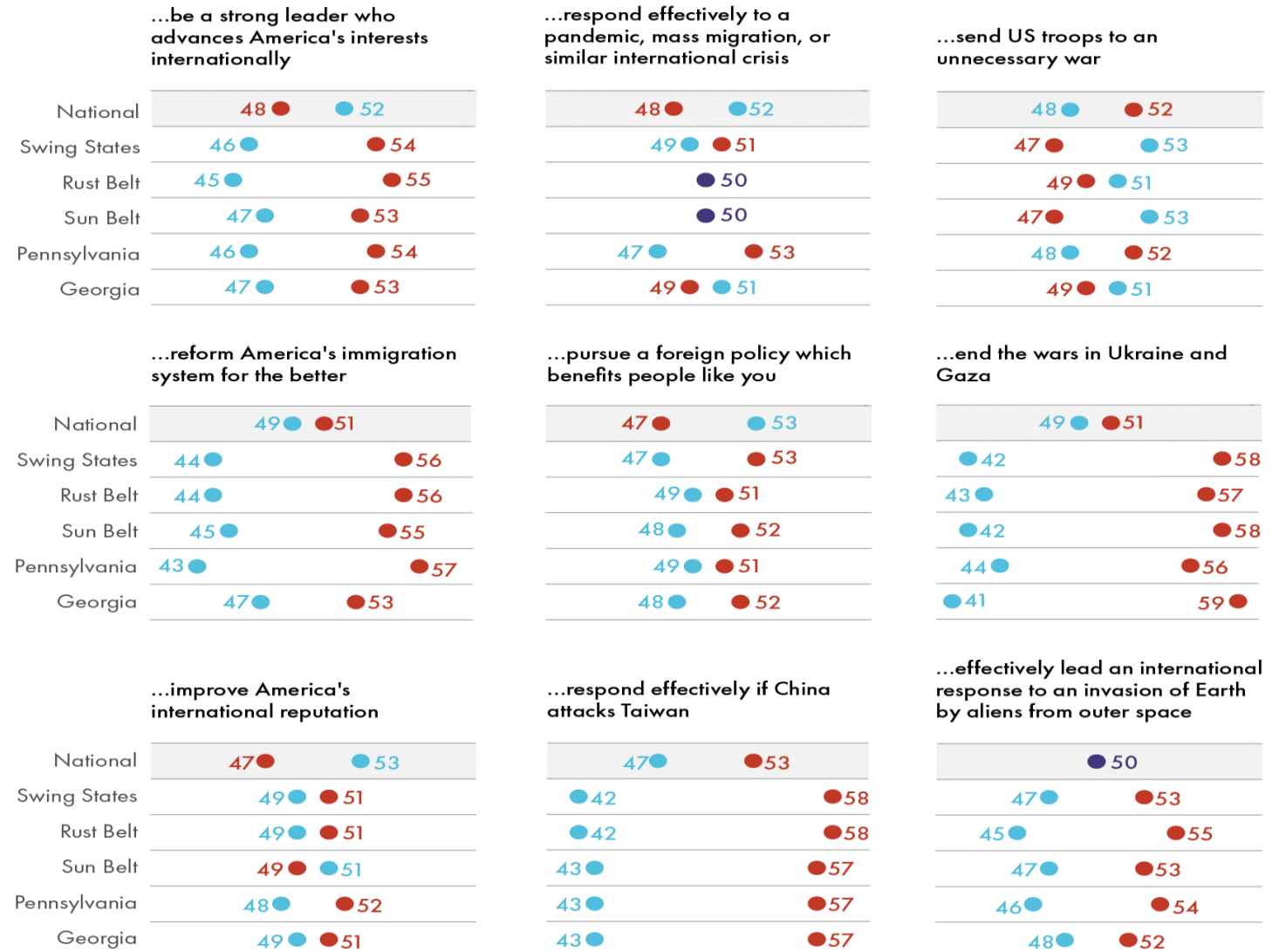
Pick which of the two major party presidential candidates you think is most likely to...



Donald Trump



Kamala Harris



Numbers shown as percentages

Source: Institute for Global Affairs

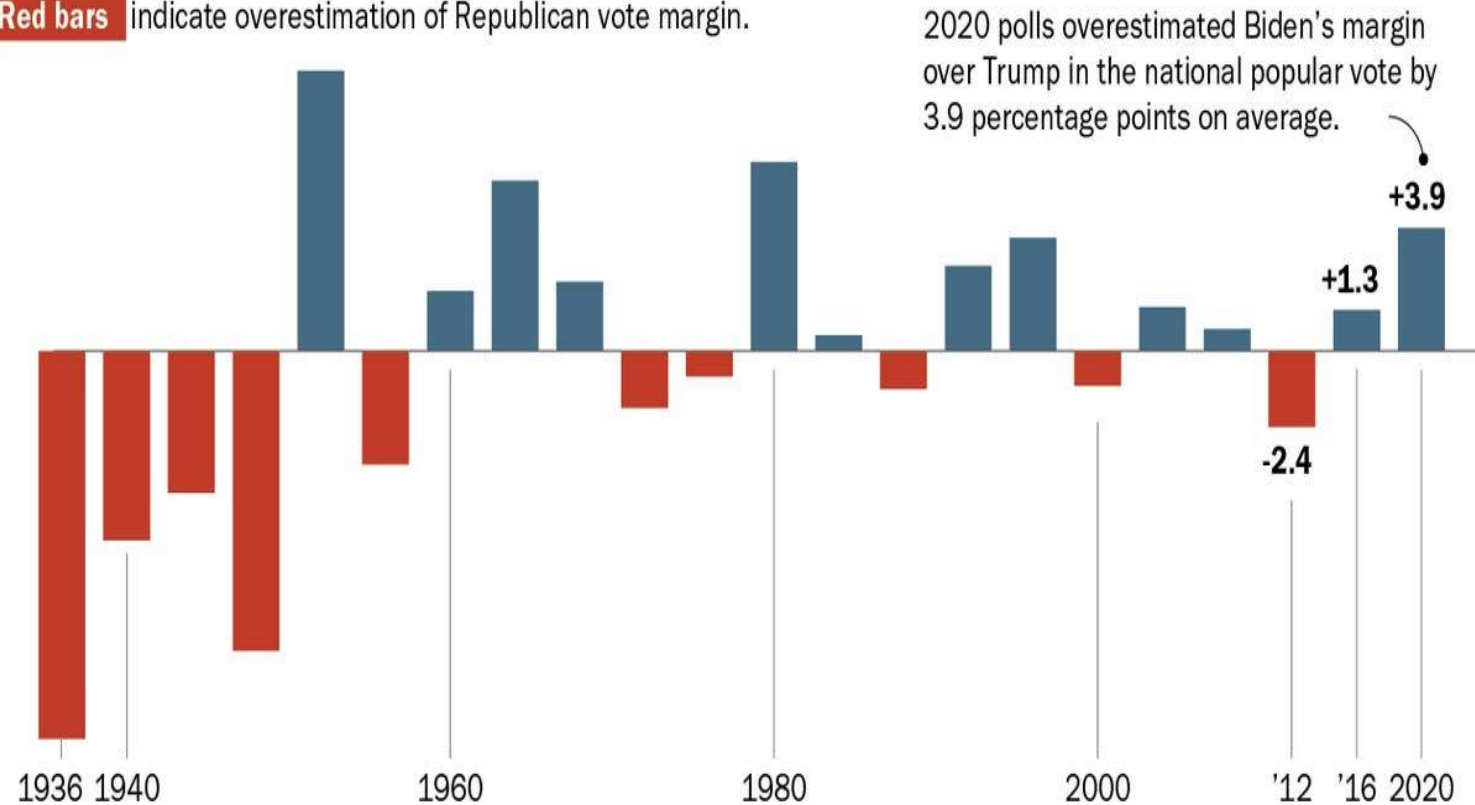
Going Back to  
1952, Polls  
Have Been  
More Likely to  
Overestimate  
the Democratic  
Vote Margin in  
Presidential  
Elections

## Polling errors in U.S. presidential elections

*Bars represent average signed error*

**Blue bars** indicate overestimation of Democratic vote margin.

**Red bars** indicate overestimation of Republican vote margin.



Note: The average signed error is the difference between the actual margin separating the candidates in the general election and the average margin in the polls. A negative error means that the Republican candidate's margin was overstated and a positive error means the Democratic candidate's margin was overstated.



















Source: American Association for Public Opinion Research (AAPOR) Task Force on 2020 Pre-Election Polling: An Evaluation of the 2020 General Election Polls



Whoever Wins the  
White House  
However,  
Americans  
Increasingly Prefer  
Divided  
Government, So  
Such an Outcome  
May Be the Most  
Likely



## No Consistent Governing Alignment >2 Years Since 2014

|    | <u>2013-2014</u>                                                                    | <u>2015-2016</u>                                                                    | <u>2017-2018</u>                                                                    | <u>2019-2020</u>                                                                    | <u>2021-2022</u>                                                                    | <u>2023-2024</u>                                                                    |
|----|-------------------------------------------------------------------------------------|-------------------------------------------------------------------------------------|-------------------------------------------------------------------------------------|-------------------------------------------------------------------------------------|-------------------------------------------------------------------------------------|-------------------------------------------------------------------------------------|
| WH |  |  |  |  |  |  |
| S  |  |  |  |  |  |  |
| H  |  |  |  |  |  |  |

## Average Duration of Control

|                          | House           | Senate         |
|--------------------------|-----------------|----------------|
| 20 <sup>th</sup> Century | <b>11.1</b> yrs | <b>9.0</b> yrs |
| 21 <sup>st</sup> Century | <b>4.8</b> yrs  | <b>4.0</b> yrs |

**Bruce Stokes**  
**German Marshall Fund**  
**[bruceestokes@gmail.com](mailto:bruceestokes@gmail.com)**  
**@bruceestokes**